

STEREO POWER AMPLIFIER

MX-630

SERVICE MANUAL



IMPORTANT NOTES

BEFORE SERVICING THIS AMPLIFIER, READ THE FOLLOWING NOTES CAREFULLY TO AVOID DAMAGE TO THE UNIT OR PERSONAL INJURY.

WARNING: DO NOT TOUCH THE POWER SUPPLY FILTER CAPACITORS OR OTHER ELECTROLYTIC CAPACITORS WHEN THE POWER IS ON OR THE CAPACITORS ARE CHARGED.

WARNING: DO NOT TOUCH THE POWER SUPPLY TRANSFORMER OR OTHER HOT COMPONENTS WHEN THE POWER IS ON OR THE COMPONENTS ARE HOT.

CAUTION: THE MAIN POWER SUPPLY TRANSFORMER IS LOCATED IN THE REAR OF THE UNIT. BE CAREFUL NOT TO TOUCH THE TRANSFORMER WHEN THE POWER IS ON OR THE TRANSFORMER IS HOT.

WARNING: DO NOT TOUCH THE MAIN POWER SUPPLY TRANSFORMER WHEN THE POWER IS ON OR THE TRANSFORMER IS HOT.

WARNING: DO NOT TOUCH THE MAIN POWER SUPPLY TRANSFORMER WHEN THE POWER IS ON OR THE TRANSFORMER IS HOT.

CONTENTS

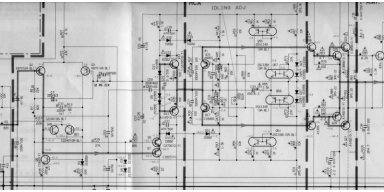
TO SERVICE PERSONNEL	1	EXPLANATION OF SYMBOLS	1-1
PRECAUTIONS	1	NOTES	1-2
REPAIRABLES	2	REPAIRABLES (CIRCUIT BOARD)	2-1
Block Diagram	2	COMPONENTS LIST	2-2
WIRING DIAG.	3	SCHEMATIC	3-1
REPLACEMENT PARTS LIST	4		

YAMAHA

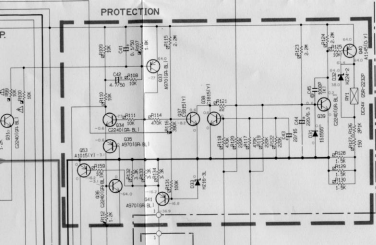
YAMAHA CORPORATION


YAMAHA ELECTRONIC CORPORATION

1-1-1, DAIKOKU-CHO, SUGITA, YAMAGUCHI-PREF., JAPAN



PROTECTION





Main Circuit Board (9)

TO MAIN BOARD

POWER

FROM MAIN BOARD

TO LOGIC

